



For wiring to the led driver's input

Features

- UL Listed for us and canada
- Listed to UL924 and tested to CSA C22.2 NO.141 Field or factory installation
- High voltage output
- Low energy consumption CEC compliance
- Constant output power
- Self-testing
- Battery:over temperature protection

Specifications

- Input Voltage:100~347Vac,50/60Hz
- Input Current: 100mAmax.
- Input Power Rating: 8W max.
- Output Voltage:170Vdc
- Emergency Power:8W/10W/15W/18W
- Recharge Time:24Hrs
- Discharge Time:90 minute
- Battery:Li-ion
- Warranty: 5 Years
- Ambient Temp:32~122 F(0~50 C)
- Weight:2.4 lbs(1.1kg)

Model No.

ModelNo.	Output Voltage	Emergency Power	Battery Type
KVD-LM-8W-170	170Vdc	8W	Li-ion
KVD-LM-10W-170		10W	
KVD-LM-15W-170		15W	
KVD-LM-18W-170		18W	

Indicator Light

- AC Operation, indicator light will keep on
- Emergency Operation, indicator light flash slowly (light on for 1 seconds, light off for 1 seconds)
- In a failure, indicator light flash quickly (light on for 0.02 seconds,light off for 0.02 seconds)

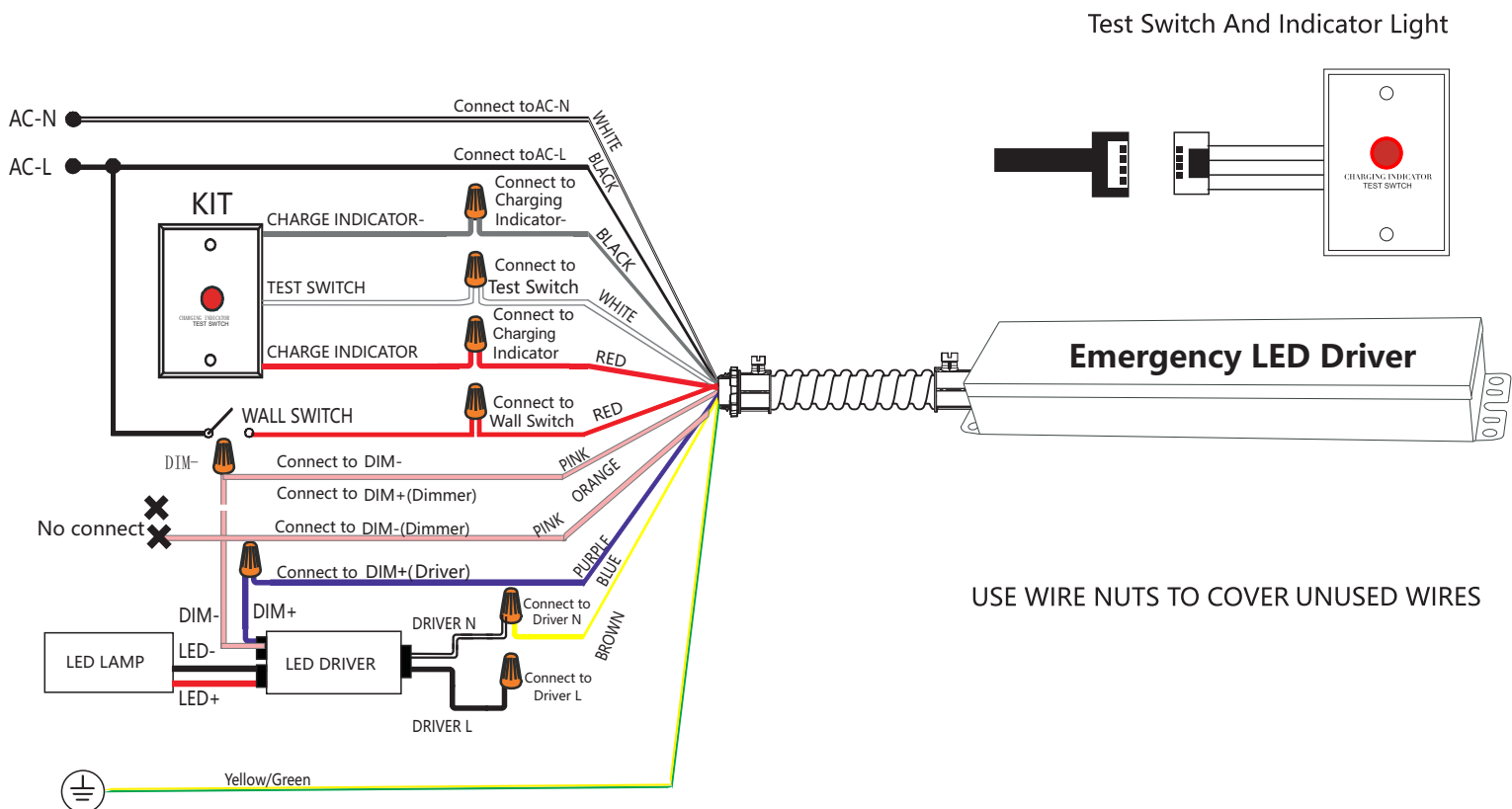
Test Switch

- In AC Operation, press test switch once, emergency for 20 seconds
- In AC Operation, press test switch twice in asuccession within two seconds, emergency until battery is full discharged
- In the emergency operation, press test switch will turn off emergency status, and led lamp & indicator light of EM driver will go out at the same time

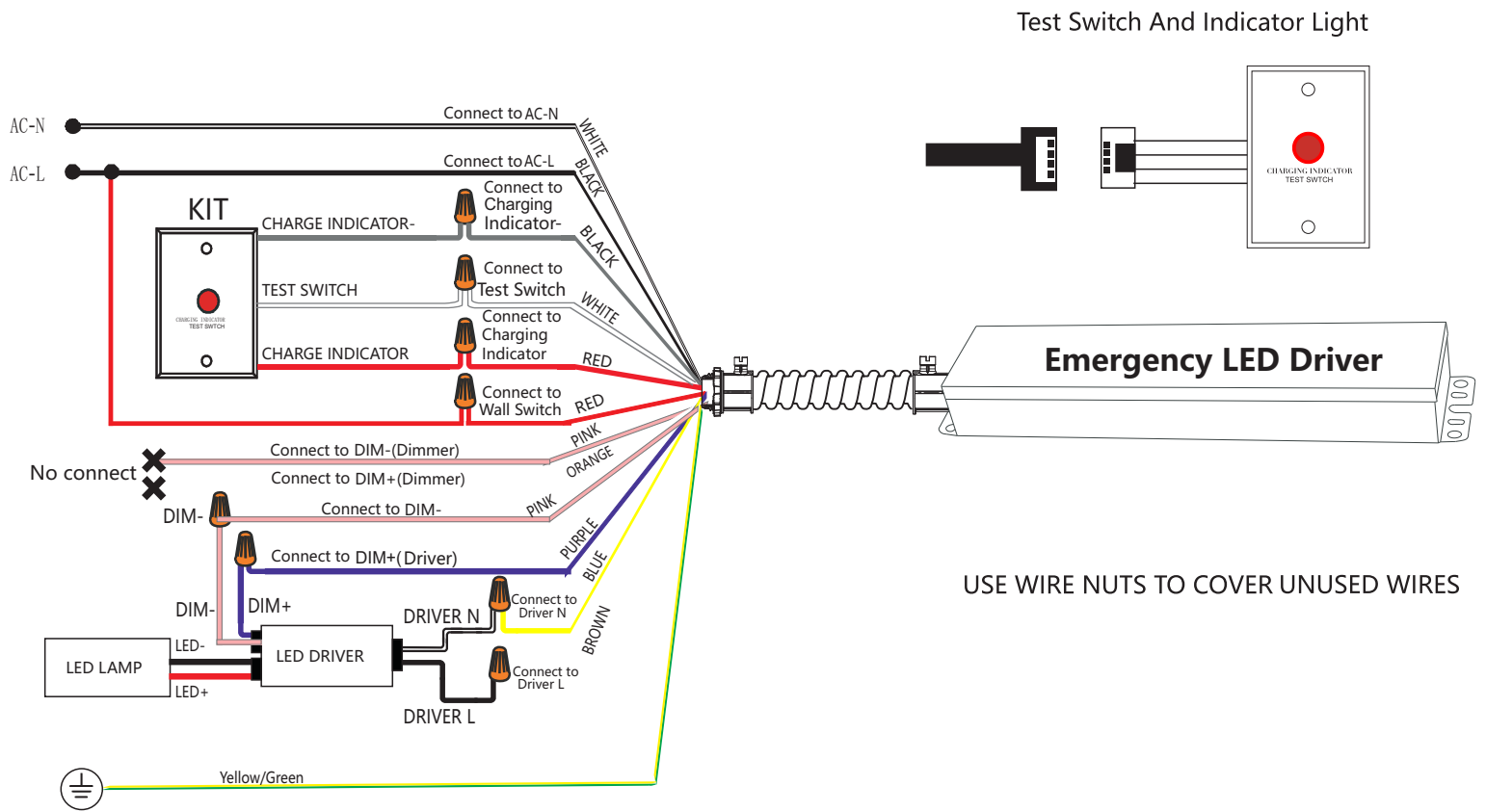
CAUTION:

- During AC operation, remember no touch or remove any wires in case of electric shock
- During emergency operation, before touching and disconnecting the wires, remember to press the test button again to make the led lamp and indicator light off to avoid electric shock
- The voltage input to the dimmable wires(DIM+,DIM-) of emergency LED driver must less than 20Vdc
- For emergency LED driver of KVD-LM-8W-170 /KVD-LM-10W-170 better work with LED lamp not more than 100W, for KVD-LM-15W-170/KVD-LM-18W-170 must work with LED lamp less than 150W

1.Without Dimmer

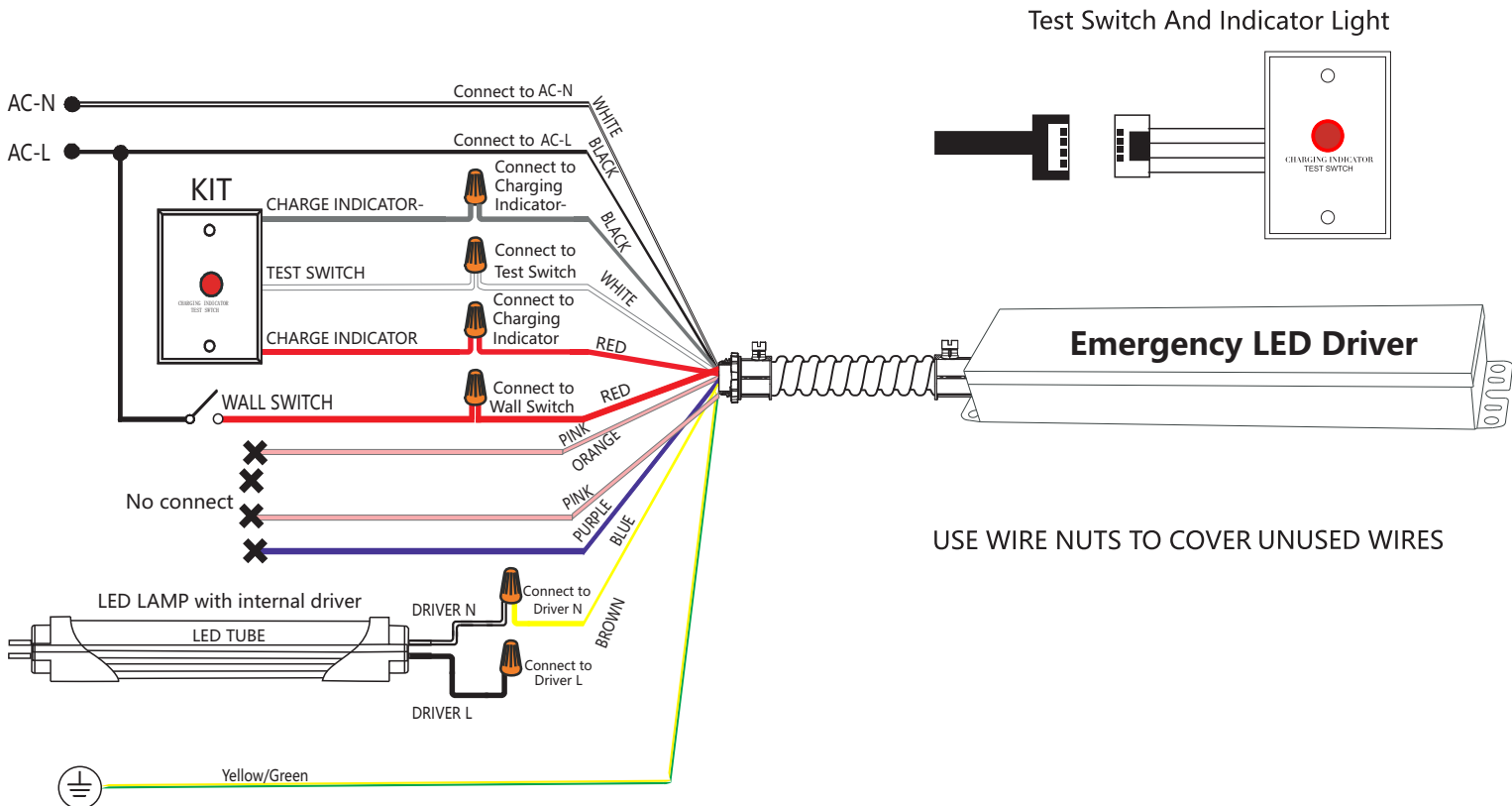


2. Without Switch and Without Dimmer



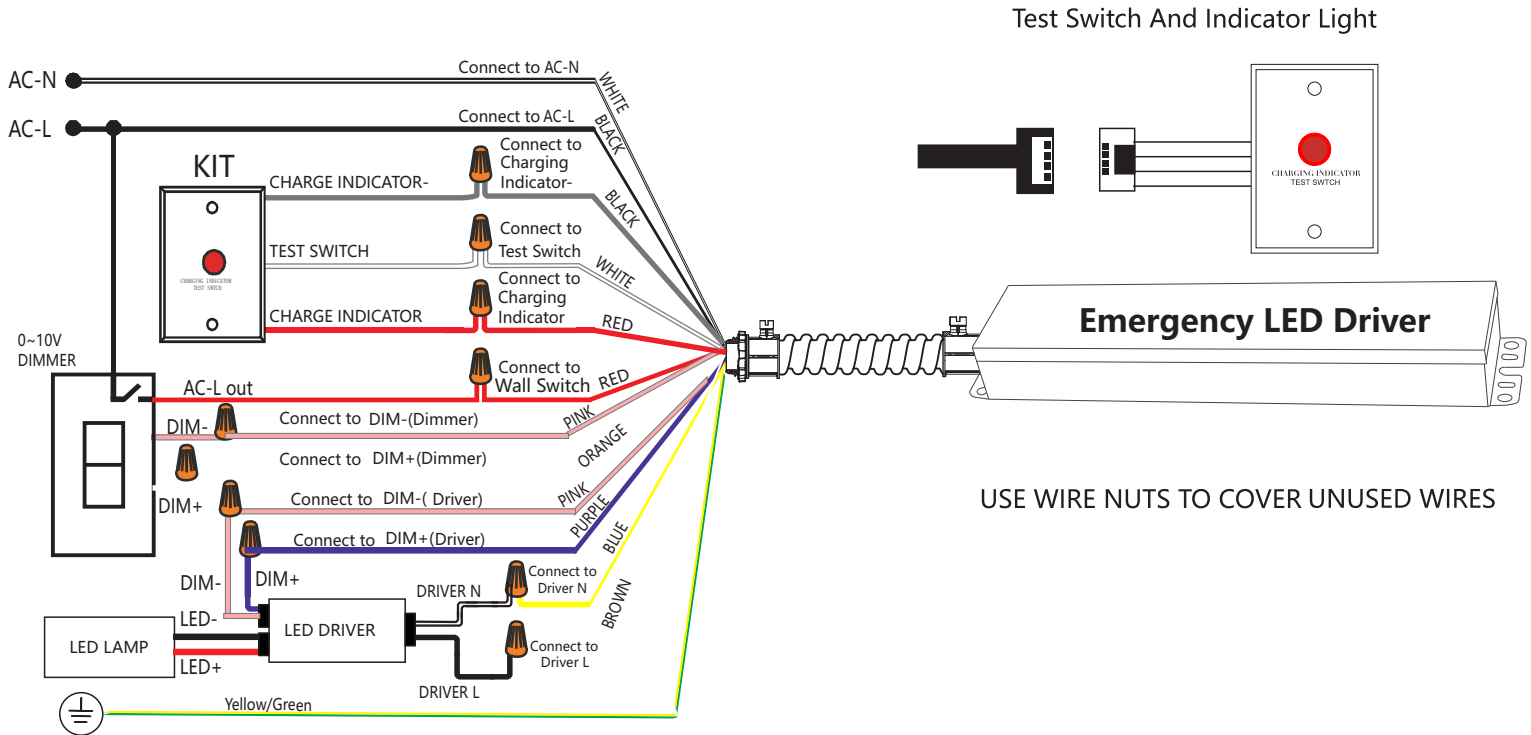
When the led driver power less than the emergency power

3. Normal

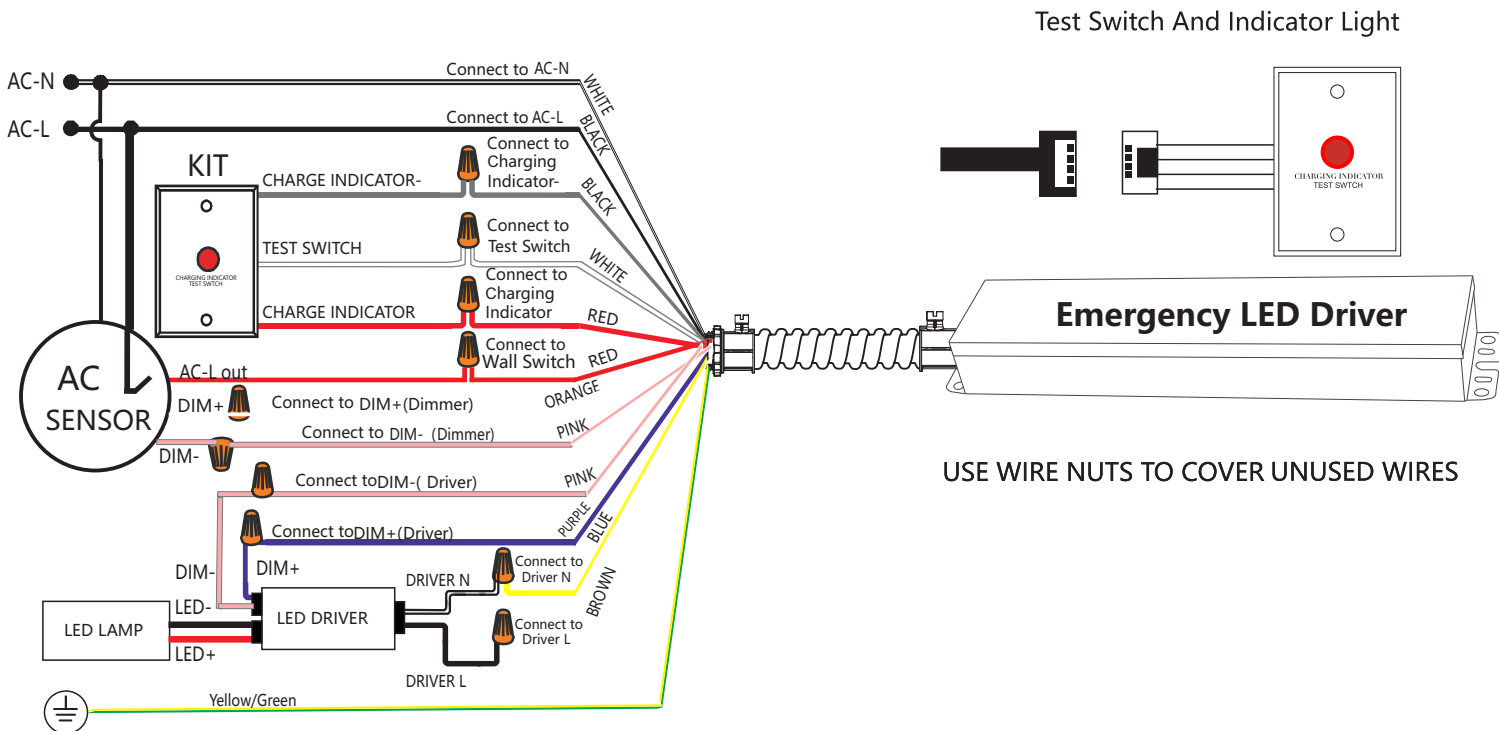


When the led driver power more than the emergency power

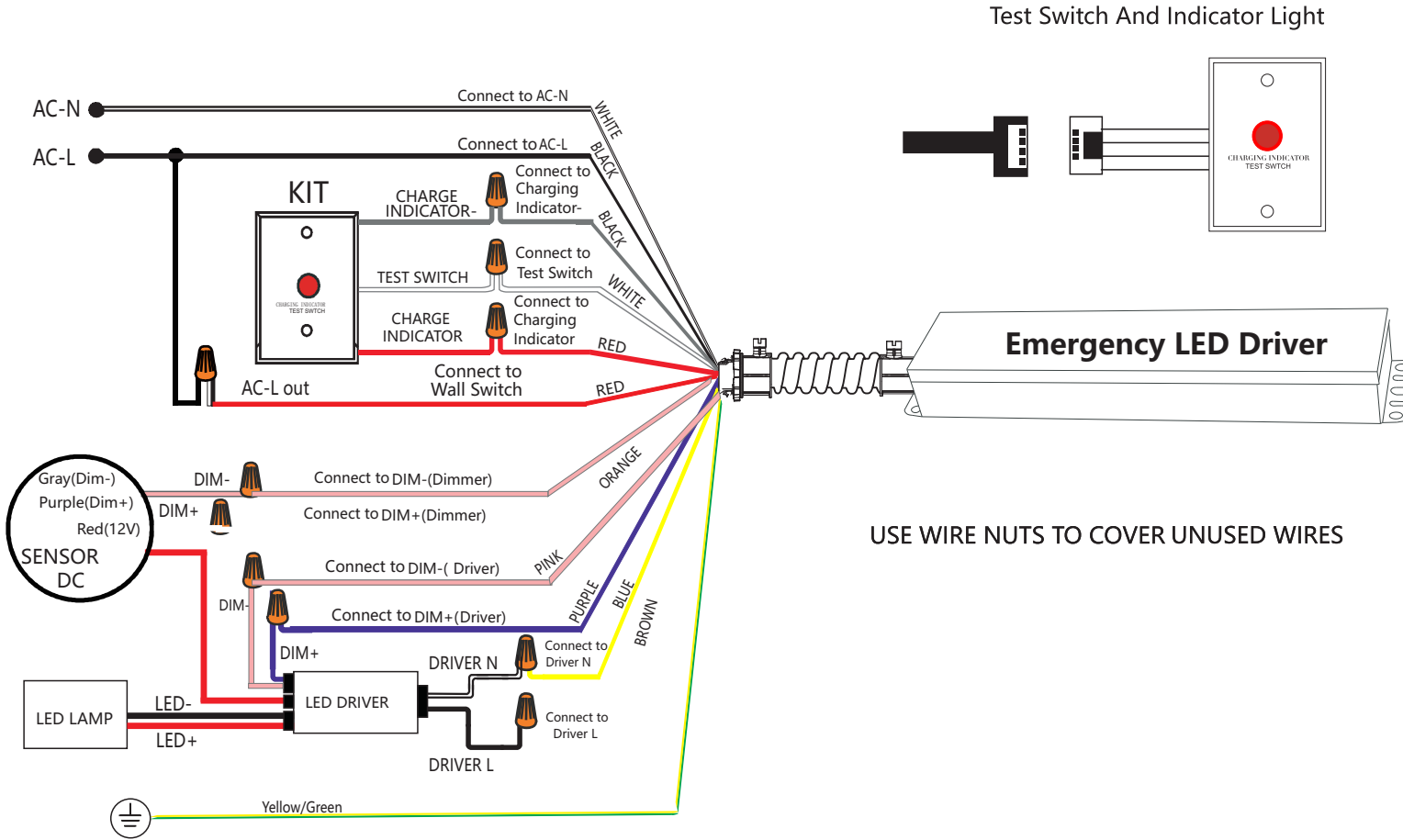
4. With Dimmer



5. With Sensor (AC)



6. With Sensor(DC12V)



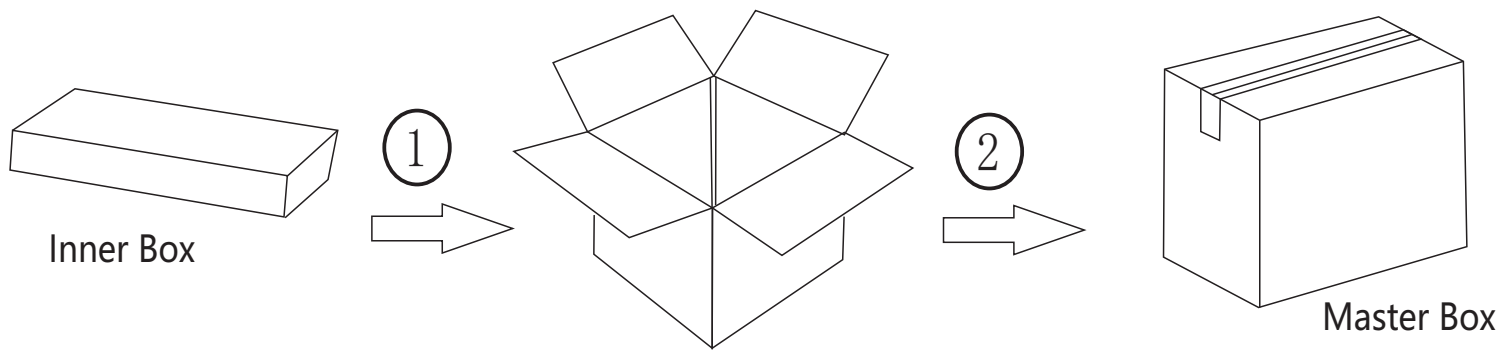
SELF-TEST

- The emergency LED driver contains a control/monitor circuit which will perform a 30-second discharge test once a month and a fully discharge test once a year. At this time, the unit simulate an AC power failure and automatically switch to emergency mode. During routine testing, the unit will monitor the operation of the LED load, battery voltage, and emergency duration, if the unit detect any problems, the indicator Will flash quickly.

Dimensions

LED Emergency Driver	Size(inch)										
	Length		Width		Height	Radius		Flexible Conduit	Conduit Diameter	Connector Diameter	Length of the wire
	L1	L2	W1	W2	/	R1	R2	/	/	/	/
	13.58"	13.11"	1.77"	0.98"	1.102"	0.19"	0.19"	13.7"	0.62"	0.79"	5.91"

Package



Package information are as following forms

Power	Length(inch)	Width(inch)	Height(inch)	G.W(kg)	N.W(kg)	QTY(pcs)
8W	16.57"	11.81"	11.02"	11.5	9.5	10
10W	16.57"	11.81"	11.02"	13	11	10
15W	16.57"	11.81"	11.02"	13.5	12.5	10
18W	16.57"	11.81"	11.02"	14	12	10

Shenzhen KANG YUAN OF Technology Co.,Ltd.

Web: www.szkvd.com

Email: judy@szkvd.com TEL: +086 189 2676 8556

Add: 3rd Floor,Building 12, Jincheng Hejing Industrial Park,No.87,Hexiuxilu,
Heping Community,Fuhai Sub-District,Bao' an District,Shenzhen,
Guangdong,China.