

技术规格 Technical specification

KVD LED Emergency Driver **Your Smart Choice**

- **产品型号 PRODUCT MODEL : KVD188D**

应急电源用于所有的LED灯具

LED EMERGENCY DRIVER FOR
ALL TYPES LED LIGHTS FIXTURES

版本:D01 发行日期: 2025-09-28

- **产品认证 PRODUCT CERTIFICATION :**





KVD®


应急电源自动节能
EMERGENCY DRIVER
AUTOMATIC ENERGY SAVING

With 5-60W
all types LED
Lamps fixtures

带5W到60W所有
种类的LED灯具



高品质锂电池-不同容量 | HIGH-QUALITY LITHIUM BATTERIES, DIFFERENT CAPACITY



产品描述 | PRODUCT DESCRIPTION

KVD188D应急电源, 采用高品质锂电池设计, 体积小, 节省运输成本, 适用于所有LED灯具, 而且参数相同都可以通用, 应急方案通过MCU恒功率输出控制, 输出电压范围覆盖165-285Vdc, 兼容并支持参数相同的灯板工作, 保护设计: 电池组有设计过充电保护, 过放电保护, 输出过载保护, 短路保护和过温保护

KVD188D Emergency driver kits, Designed with high-quality lithium battery, Small size, Savings in transportation costs, Application for all types LED lamps fixtures, And the same parameters can be generalized, Emergency kits are controlled by **MCU** constant power outputs, Its output voltage range covers 165-285V dc, Compatible and supportive of light boards working with the same parameters

Protections: batteries are designed with overcharge protection, over-discharge protection, output overload protection, short-circuit protection and over-temperature protection

产品特性 | PRODUCT CHARACTERISTICS

- 自动执行自检功能~每三个月自检一次
Automatically perform self-check function~3 months automatic check once
- 应急方案通过MCU恒功率输出控制
Emergency kits are controlled by **MCU** constant power output
- 兼容所有LED恒流驱动器的室内灯具
Compatible with all LED constant current drivers for indoor fixtures
- 使用高品质可充电锂电池,
Using high-quality rechargeable lithium batteries ,
- 我们有空运和海运文件, 国际运输非常方便
We have air and sea freight documents,Very convenient for international transportation
- 保护: 产品具有完善的保护功能设计
Protections: The product has a perfect protection function
- 指示灯功能: 多种工作指示状态
Indication light:Multiple work indication states
- 模拟停电后测试应急功能
Mock-up electricity pause emergency testing function
- 在应急状态下 ~ 可以关闭电池放电
In case of emergency ~ battery discharge can be turned off
- 静态下电池0功耗
Battery zero power consumption under static state
- 认证测试标准: CE-EN-IEC 55015 / EN-IEC-61000/EN-IEC-61547
Certification test standards: CE-EN-IEC 55015 / EN-IEC-61000/EN-IEC-61547

适用室内灯具 | SUITABLE FOR INDOOR LAMPS



型号列表 | MODEL LIST:

型号 Model	输入电压 Input Voltage	应急瓦数 Emergency watts	应急持续时间 Emergency runtime	兼容灯具功率 Compatible lamp power	输出电压范围 Output Voltage range	输出功率 Output Power	电池容量 Battery Capacity	电池类型 Battery Type
KVD188D	220-240Vac	5 watts	180 minutes	5W -60W	165-285V dc Max:290V	全功率-Full power	2000mAh 11.1V	Li-ion
KVD188D	220-240Vac	20 watts	180 minutes	5W -60W	165-285V dc Max:290V	全功率-Full power	8000mAh 11.1V	Li-ion
KVD188D	220-240Vac	30 watts	180 minutes	5W -60W	165-285V dc Max:290V	全功率-Full power	12500mAh 11.1V	Li-ion
KVD188D	220-240Vac	40 watts	90 minutes	5W -60W	165-285V dc Max:290V	全功率-Full power	15900mAh 11.1V	Li-ion
KVD188D	220-240Vac	60 watts	90 minutes	5W -60W	165-285V dc Max:290V	全功率-Full power	12500mAh 11.1V	Li-ion
KVD188D	220-240Vac	60 watts	190 minutes	5W -60W	165-285V dc Max:290V	全功率-Full power		Li-ion

技术参数 | TECHNICAL PARAMETERS

输入参数	Parameter	参数范围 Data Range	备注 Remark
输入电压	Input Voltage	220-240 Vac 50/60Hz	Range 175-260V ac
输入电流	Input Current	0.50mA Max.@230Vac	
输入充电瓦数	Input Charging Wattage	< 5.0W	
功率因数	Power Factor	≥0.5 @230Vac	
负载功率	Load Power	5W-60W LED Lamps	Max:60W

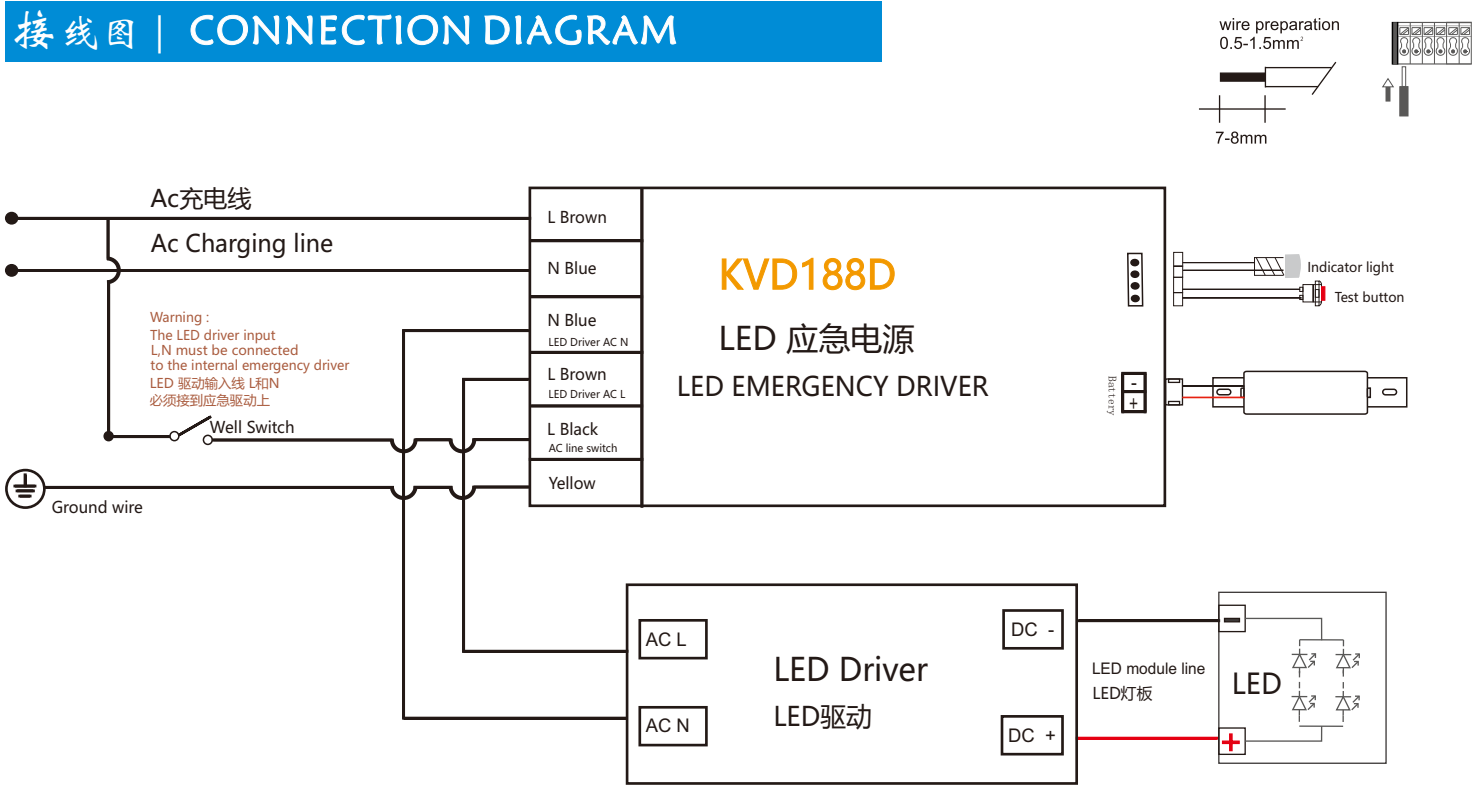
输出特性 | OUTPUT CHARACTERISTICS

工作模式	Operating Mode	Emergency Lighting	Use after a Power Outage
应急瓦数	Emergency Watts	5W,15W,20W,30W,40W,50W,60W	Subject to Actual Testing
应急输出电压	Emergency Output Voltage	DC165-285V Max.290VDC	
应急转换时间	Emergency Transfer	< 1 Second	
应急持续时间	Emergency Runtime	>90Minutes 185Minutes	Tested at 26°C
应急功能测试	Emergency Function Test	Worker test, Auto-test	
输出空载保护	No-load Protection	Yes	
短路保护	Short Circuit Protection	Yes	

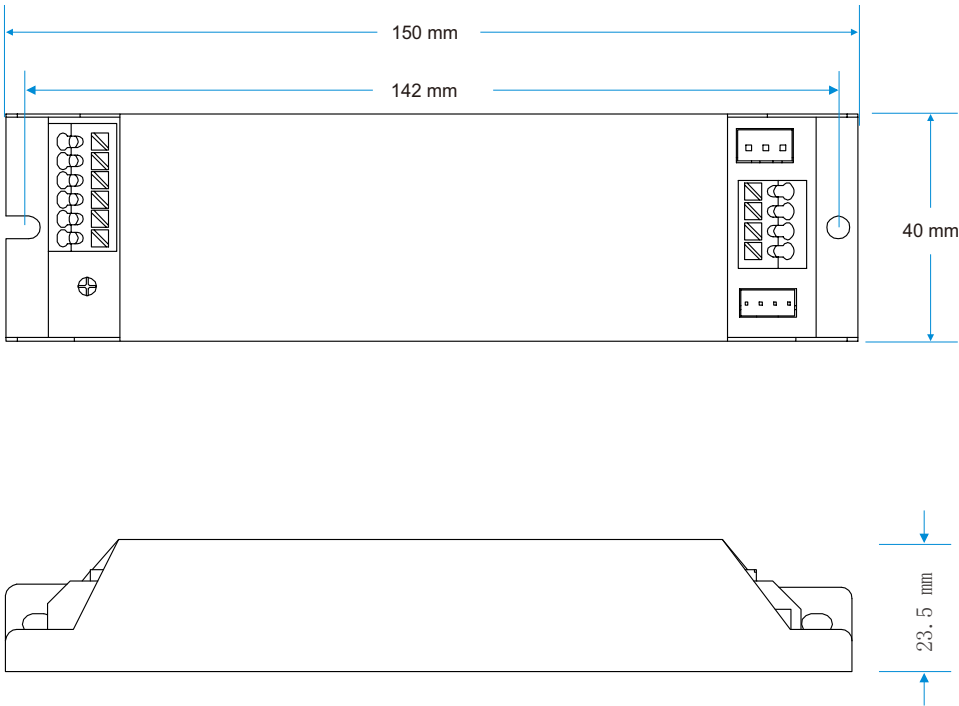
其它特性 | OTHER CHARACTERISTICS

电池充电电流	Battery Charging Current	350mA Max.	
电池充电时间	Battery Charging Time	>24h	Normal Temperture
电池充电保护	Battery Charging Protection	Yes	
电源保护功能	Converter Protection Function	Yes	
高温保护	High Temperature Protection	60°C	Charging State
工作环境温度	Ambient Operating Temperature ta	0-50°C	Best Tested at 26°C
产品尺寸	Product Size	L150*W38*H23.5	
安规测试	Safety Test	2000Vac 5mA (input to output)	
环保	Pro-environment	Yes	ROHS Compliant
Ip等级	IP Rated	IP 20	Apply Indoor
外壳最高温度	Maximum Shell Temperature tc	75°C	
产品寿命	Service Life	3 Years	Not Including Battery
质保	Warranty	3 Years	Normal Use

接线图 | CONNECTION DIAGRAM



尺寸图 | MEASUREMENT





包装数据 | PACKING DETAILS

箱号	品名	规格	数量/箱	外箱尺寸	箱体积	合计净重	合计毛重	备注
CTN NO	ITEM	DESCRIBE	PCS	CARTON SIZE (cm)	CARTON SIZE (CBM)	T-N-W(KG)	T-G-W(KG)	Remark
1-1	Em. Driver	Power:2.5w	30	42*32*24.5	0.03292	13.00	15.00	

指示灯和按钮配件

INDICATION LIGHT,BUTTON ACCESSORY



以上所有配件均可自行选择

All of the above accessories are optional

按钮功能 | Button function

有市电，按键短按一次，进入模拟测试

When mains electricity is on ,short press the button will enter the simulation test :

绿灯闪烁（1秒1次），短按一次关闭模拟测试，如不短按一下，模拟测试5秒后自动关闭，转换市电模式。

with the green light flashing (once per second).A short press again turns off the simulation test:

If no short press,the simulation test will automatically shut down after 5 seconds and switch to mains electricity mode.

有市电，按钮长按3秒，进入月检模式，

When mains electricity is on ,press and hold the button for 3 seconds to enter the monthly inspection test :

绿灯闪烁（1秒闪烁3次）。短按一下关闭月检模式，如不短按一下，月检模式1分钟后自动关闭，转换市电模式。

The green light flashes (three times per second).A short press turns off the monthly inspection test:

If no short press, the monthly inspection mode will automatically shut down after 1 minute and switch mains electricity mode.

有市电，按钮长按6秒，进入年检模式，

When mains electricity is on ,press and hold the button for 6 seconds to enter the annual inspection test:

绿灯闪烁（1秒闪烁3次）。短按一下关闭年检模式，如不短按一下，年检模式2分钟后自动关闭，转换市电模式。

The green light flashes (three times per second).A short press turns off the annual inspection test:

If no short press, the annual inspection mode will automatically shut down after 2 minutes and switch mains electricity mode.

应急时关闭电源电路系统

应急状态下，短按一下测试按钮，应急状态将关闭，再次连接市电后激活应急功能。

Shutting down the driver circuit system in the emergency status:

In an emergency state,a short press of the button will deactivated the emergency state.

Activate the emergency function after connecting to the city electricity again

指示灯状态 | Indicator Light Status



充电-绿灯呼吸

Charging- indicator light flash on and off



充满-绿灯长亮

Fully charged - green light stays on



在应急状态下绿色指示灯慢闪

Green light: In emergency mode,the green indicator light blinks slowly



电池未连接-红灯慢闪

Battery not connected (not plugged in)- red light flashing slowly

激活产品功能 | Activate product function



空载保护：红灯快闪30秒，自动关闭电源电路系统，需市电在次激活才能正常工作

No-load protection:The red light flashes rapidly for 30 seconds, Then the power circuit system shuts down automatically.

It can only work normally after being reactivated by the mains power.



短路保护：短路启动1秒后自动关闭电源电路系统，需市电在次激活才能正常工作

Short-circuit protection:The power circuit system will automatically shut down one second after a short circuit is detected

It can only resume normal operation after being reactivated by the mains power

自检模式 | AUTOTEST MODE

- 周检 (Weekly check)

市电接通开始计算，每 7 天为一个周期，如中途掉市电重新计时；

Connect to the mains electricity to start timing ,with each 7-day period as a cycle ,If the mains supply in interrupted midway,the timing will restart.

进入周检应急自动开启，应急时间为 5 分钟，5 分钟后自动关闭进入充电模式；

When weekly check on, the emergency mode is autoatically activated, with the emergency duration is 5 minutes.

After 5 minutes, it will automatically turn off and enter the charging mode.

周检指示灯状态—绿灯慢闪；

Weekly check indicator status-green light flashing slowly
- 月检 (Monthly check)

市电接通开始计算，每 30 天为一个周期，如中途掉市电重新计时；

Connect to the mains electricity to start timing ,with each 30-day period as a cycle ,If the mains supply in interrupted midway,the timing will restart.

进入周检应急自动开启，应急时间为 30 分钟，30 分钟后自动关闭进入充电模式；

When monthly check on, the emergency mode is autoatically activated, with the emergency duration is 30 minutes.

After 30 minutes, it will automatically turn off and enter the charging mode.

月检指示灯状态—绿灯快闪

Monthly check indicator status-green light flashing quickly.
- 年检 (Yearly check)

市电接通开始计算，每 180天为一个周期，如中途掉市电重新计时；

Connect to the mains electricity to start timing ,with each 180-day period as a cycle ,If the mains supply in interrupted midway,the timing will restart.

进入年检应急自动开启，应急时间为电池放完电，放电完成自动关闭，进入充电模式；

When yearly check on, the emergency duration lasts until the battery is fully discharged, Once discharged , it will automatically turn off and enter the charging mode.

年检指示灯状态—绿灯超快闪

Yearly check indicator status-green light flashing extremely quickly .

在以上 3 步任何测试过程中如有停电必须以应急优先，如在未完成第 2、3、4 步检测或检测过程中有停电进入应急状态，来电后重新计时。

In any of the above three testing steps, if a power outage occurs, emergency response must be given priority. If a power outage occurs before steps 2, 3, and 4 are completed or during the testing process, the system will enter the emergency state, and the timing will restart once the power is restored.
- 安装后并且通市电的状态下，周检，月检和年检根据时间的推移轮流自动检测

After installation and under the condition of being connected to the mains power,The weekly check ,monthly check,and annual check will be automatically carried out in turn as time elapses

注意 | CAUTION

- 由专业电工和技术人员连接市电，务必在断电的状态下连接电路，禁止带电操作，以免发生事故

Connecting to the main power must be done by professional electricians or technical personnel.

Make sure to cut off the power first before connecting the circuit. Never operate with live electricity, otherwise accidents may occur easily.
- 电池在安装使用时，请远离发热源，请在特定工作范围内使用

When installing and using the battery, please keep it away from heat sources and operate it within the specified working range.
- 对于长期不使用电池，建议每6个月至少充放电一次

For batteries that are not used for a long time ,it is recommended to charge and discharge them at least once every six months.
- 储存时的温度在0-35℃范围内,湿度<85%避免电池储存时间缩短。

The storage temperature should range from 0°Cto 35°C and the humidity should be less than 85% to avoid shortening the battery storage time.
- 首次使用应急电池时，遇到电池没电的情况下或者无法启动应急功能，请先接入市电激活应急系统，并且充电24小时后在测试应急功能，

When using the emergency battery for the first time ,if the battery is dead or the emergency function can not be activated,

Please activate the emergency system by connecting to the mains power supply and charge the battery for 24 hours before activating the emergency function,

请使用原装配套电池

Please use the original emergency battery provided
- 安装和使用时，请把应急电池远离高温位置，仅安装在适合电池工作的温度范围内，最佳使用温度20℃-35℃，

When installing and using it, please keep it away from heat sources and only use it within a certain working temperature range.

Note:the best temperature is 20°C-35°C

变更记录 | RECORD OF CHANGES

版本	变更内容描述	变更日期	备注 Remark
B01	初次发行	2025/09/03	